

Infrared Emitter / Sensor Product Brief

This product brief provides an overview of the Infrared Emitter / Sensor offering including product features and applications.

Contents

1. Infrared Overview	2
2. VSCSEL	3
3. High Power IR	4
4. Emitter SMD	5
5. Emitter - 3 & 5mm DIP	6
6. Sensor SMD	7
7. Sensor - 3 & 5mm DIP	8
8. Electronic-Optical Characteristics	9-10



- **Optoelectronic** core focus
- **Comprehensive** package selection offering robust reliability and longevity
- **Application** and engineering support available, including optical simulation data
- **Custom** solutions and special binning

Infrared Overview



Product Features

- High radiant intensity
- High reliability
- Emitter and sensor matching
- Low forward voltage
- Various view angle options
- Top, reverse, and side mount options

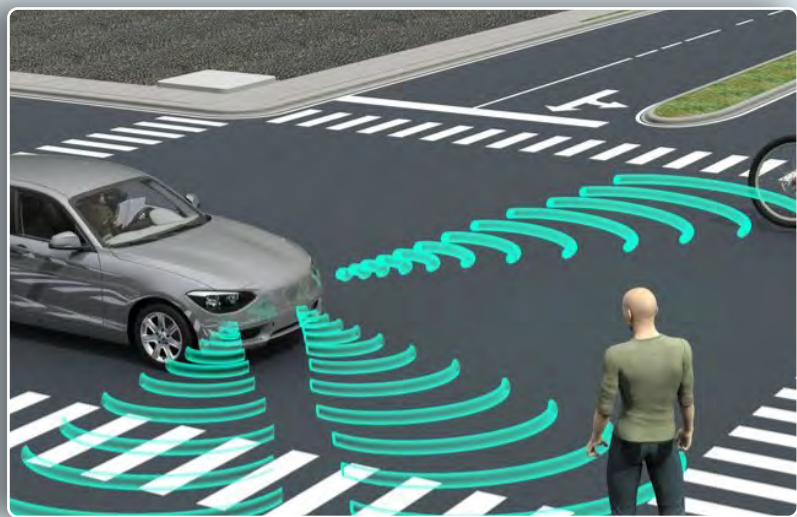
Applications

- Optical Switch
- Motion & Position Sensing
- 3D Sensing & Scanning
- Time of Flight Sensors
- Security Cameras
- Biometrics Identification
- Health Monitoring
- Medical Lab / Diagnostic Equipment
- Skin, Muscle & Joint Pain Treatment
- Rotary & Linear Encoders
- Object Counting & Sorting Sensor
- Touch Panel
- High Speed IR Communication




Product Features

- Focused Beam Angle
- MSL 4 Qualified (J-STD 020)
- ESD (HBM) 8KV
- ROHS and REACH Compliant



VCSEL PRODUCT OVERVIEW


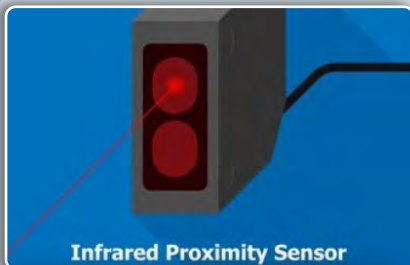


Product Name	Dimensions (mm)	Peak Wavelength (nm)	IF (mA)	Viewing Angle	Radiometric Power (mW)	VF (v) typ.
INV-Q39CT Series	3.9 x 3.9 x 1.5	850 or 940	2000	30	1600 or 1800	2.4
INV-K1T Series	14.5 x 8.0 x 5	850	700 or 1000	25	400 or 900	2.4
INV-P53CT Series	5.6 x 3.0 x 0.9	850 or 940	200	30	120 or 150	2.4
INV-C33CT Series	3.45 x 3.45 x 2	850 or 940	700 or 1000	30	450, 600, or 800	2.4



Product Features

- Multiple Lens Angle Selections
- Vertical Chip Technology
- MSL 3 Qualified (J-STD 020)
- ESD (HBM) 2KV
- ROHS and REACH Compliant




PRODUCT OVERVIEW



Product Name	Dimensions (mm)	Peak Wavelength (nm)	IF (mA)	Viewing Angle	Radiometric Power (mW)	VF (v) typ.
IN-C33(X)TOIR Series	3.9 x 3.9 x 1.5	850	1000	30, 60, 90, or 120	600	2.2

Applications

- Linear Smoke Detectors
- Machine Vision
- Printing (Inkjet, Laser, and Industrial)
- 3D Scanning





Emitter - SMD

850nm SMD Type Emitter

Product Name	VF	Intensity	Peak Emission Wavelength λ_D (nm) @(typ)	MAX	VA
	V	mW/Sr		mA	Deg
IN-P281ASGIR	1.9	13	850 @100mA	100	120
IN-P32ZTIR	1.5	5	850 @20mA	100	120
IN-S126ETIR	1.4	20	850 @20mA	100	30
IN-S42CTQIR	1.6	5.5	850 @20mA	70	140

940nm SMD Type Emitter

Product Name	VF	Intensity	Peak Emission Wavelength λ_D (nm) @(typ)	MAX	VA
	V	mW/Sr		mA	Deg
IN-P281ASGHIR	1.5	12.5	940 @100mA	100	120
IN-P32ZTHIR	1.4	5	940 @20mA	70	120
IN-S126BTHIR	1.4	0.9	940 @20mA	65	140
IN-S126DSHIR	1.4	4.8	940 @20mA	70	20
IN-S126ESGHIR	1.46	92	940 @100mA	100	20
IN-S126ETHIR	1.2	5	940 @20mA	100	30
IN-S126FSHIR	1.4	6.5	940 @20mA	70	60
IN-S42CTQHIR	1.6	4.5	940 @70mA	70	140
IN-S63DTHIR	1.2	0.8	940 @20mA	65	140
IN-S63FTHIR	1.2	0.8	940 @20mA	70	140
IN-S85TBTHIR	1.5	0.8	940 @20mA	65	140





Sensor - SMD

Detector - Photo Transistor


Product Name	On State Collector Current IC(ON) Ee=1mW/cm2 940nm, VCE=5V	Collector-Emitter Voltage	Range of Spectral Bandwidth λD
	μA	v	nm
IN-S63DTPT	1.2	35	400-1100
IN-S126BTNPT	0.5	30	750-1100
IN-S85BTPT	1	35	400-1100
IN-S126CSNPT	3	35	700-1100

Detector - Photo Diode

Product Name	On State Collector Current IC(ON) Ee=1mW/cm2 940nm, VCE=5V	Reverse Voltage	Range of Spectral Bandwidth λD
	μA	v	nm
IN-S126BTNPD	0.87	35	700-1100
IN-S32GTNPD	10	35	700-1100
IN-S32HSNPD	0.58	35	700-1100

Ambient Light Sensor

Product Name	Collector Light Current @Ev=1000Lx, 6500K, VCE=5V	Collector-Emitter Breakdown Voltage	Range of Spectral Bandwidth λD
	μA	v	nm
IN-S32GTLS	330	60	390-700
IN-S63DTLS	280	60	390-700



*All products available in clear lens or with Daylight filter




Emitter - 3 & 5mm DIP

3mm Lamp / DIP Emitter

Product Name	VF	Intensity	Peak Emission Wavelength λ_D (nm) @(typ)	MAX	VA
	V	mW/Sr		mA	Deg
INL-3ABCMIR40	1.3	10	880 @20mA	100	40
INL-3AHIR15	1.2	12	940 @20mA	100	15
INL-3AHIR30	1.2	10	940 @20mA	100	30
INL-AIR30	1.4	12	850 @20mA	100	30
INL-4AMIR40	1.3	10	880 @20mA	100	40

5mm Lamp / DIP Emitter

Product Name	VF	Intensity	Peak Emission Wavelength λ_D (nm) @(typ)	MAX	VA
	V	mW/Sr		mA	Deg
INL-5ABCMIR40	1.3	13	880 @20mA	100	30
INL-5AHIR15	1.2	12	940 @20mA	100	15
INL-5AHIR30	1.2	12	940 @20mA	100	30
INL-5AIR45	1.4	16	850 @20mA	100	45
INL-5AMIR15	1.3	12	880 @20mA	100	15





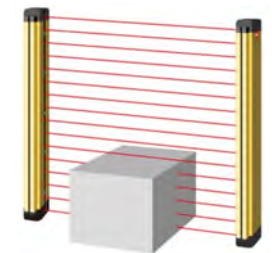
Sensor - 3 & 5mm DIP

Photo Transistor

Product Name	IC(ON) Ee=1mW @λD typ)	Collector- Emitter Voltage	Receiving Angle	Range of Spectral Bandwidth λD
	mA	V	deg	nm
INL-3APT30	2.5@940nm	30	30	400-1100
INL-3ANPT30	2.5@940nm	30	30	700-1100
INL-5APT30	2.5@940nm	30	30	400-1000
INL-5ANPT30	2.5@940nm	30	30	700-1100

Photo Diode

Product Name	Peak Wavelength λD @(typ)	Reverse Voltage	Receiving Angle	Reverse Light Current VR=5V Ee=1mW/cm2 λ=850nm
	nm	V	deg	uA
INL-3APD80	850	32	80	35
INL-3ANPD80	850	32	80	35
INL-5APD80	850	32	80	35
INL-5ANPD80	850	32	80	35

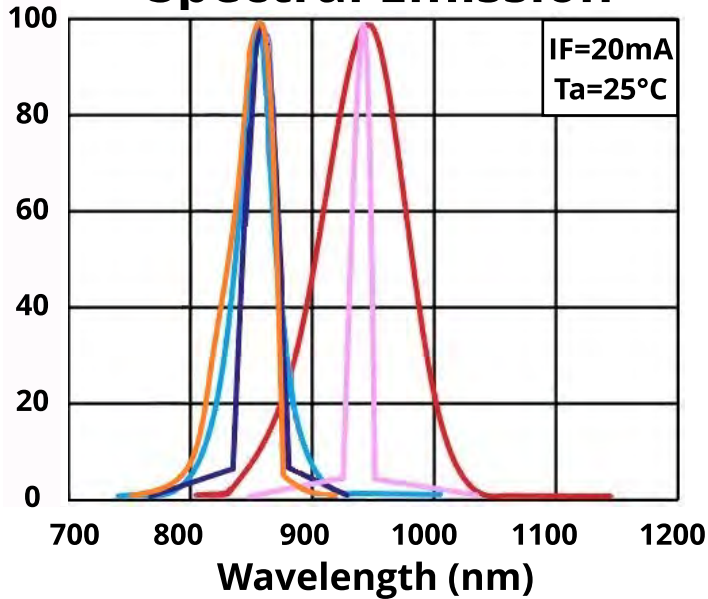




Electronic - Optical Characteristics

Emitter

Spectral Emission



940nm Low Power LED



850nm Low Power LED



850nm High Power LED



940nm VCSEL Emitter

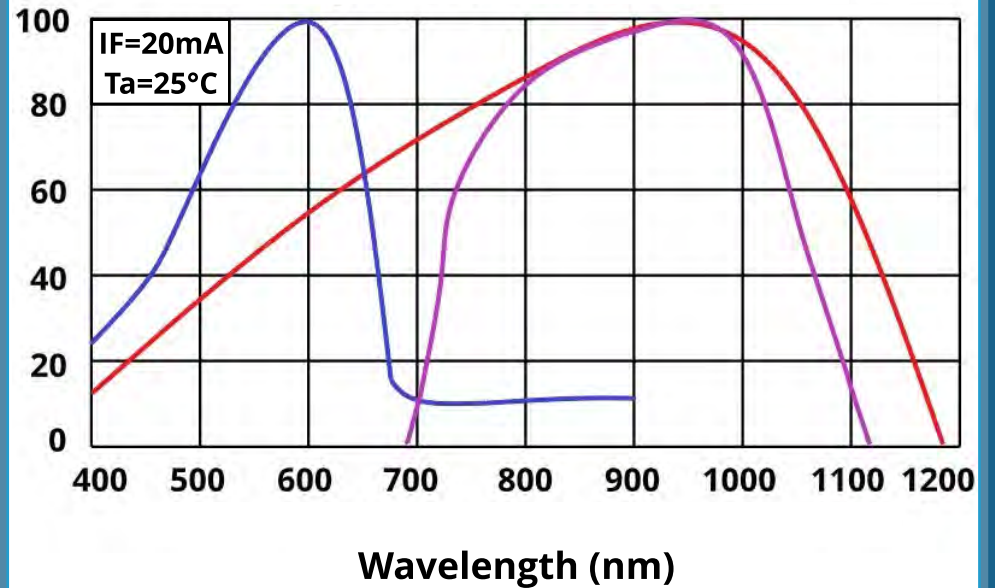


850nm VCSEL Emitter



Sensor

Spectral Sensitivity



Ambient Light Sensor



Phototransistor -

Black Epoxy Lens (for daylight filtering)





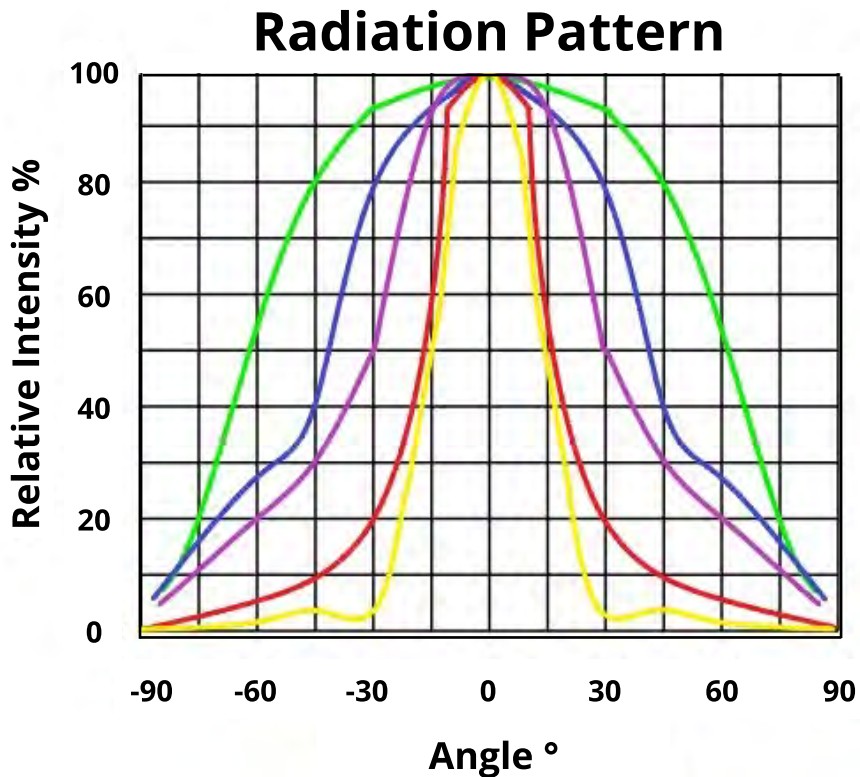
Phototransistor -











Clear Lens






Electronic - Optical Characteristics



High Power Beam Angle 120D		
High Power Beam Angle 90D		
High Power Beam Angle 60D		
High Power Beam Angle 30D		
VCSEL Beam Angle 30D		



Contact Us



Santa Clara, California
USA

Phone: (408) 650 6800
Email: Sales@Inolux-Corp.Com

For more information on the Infrared line including features, applications, and specifications, or to view additional parts in this product family, visit:

Inolux-Corp.Com